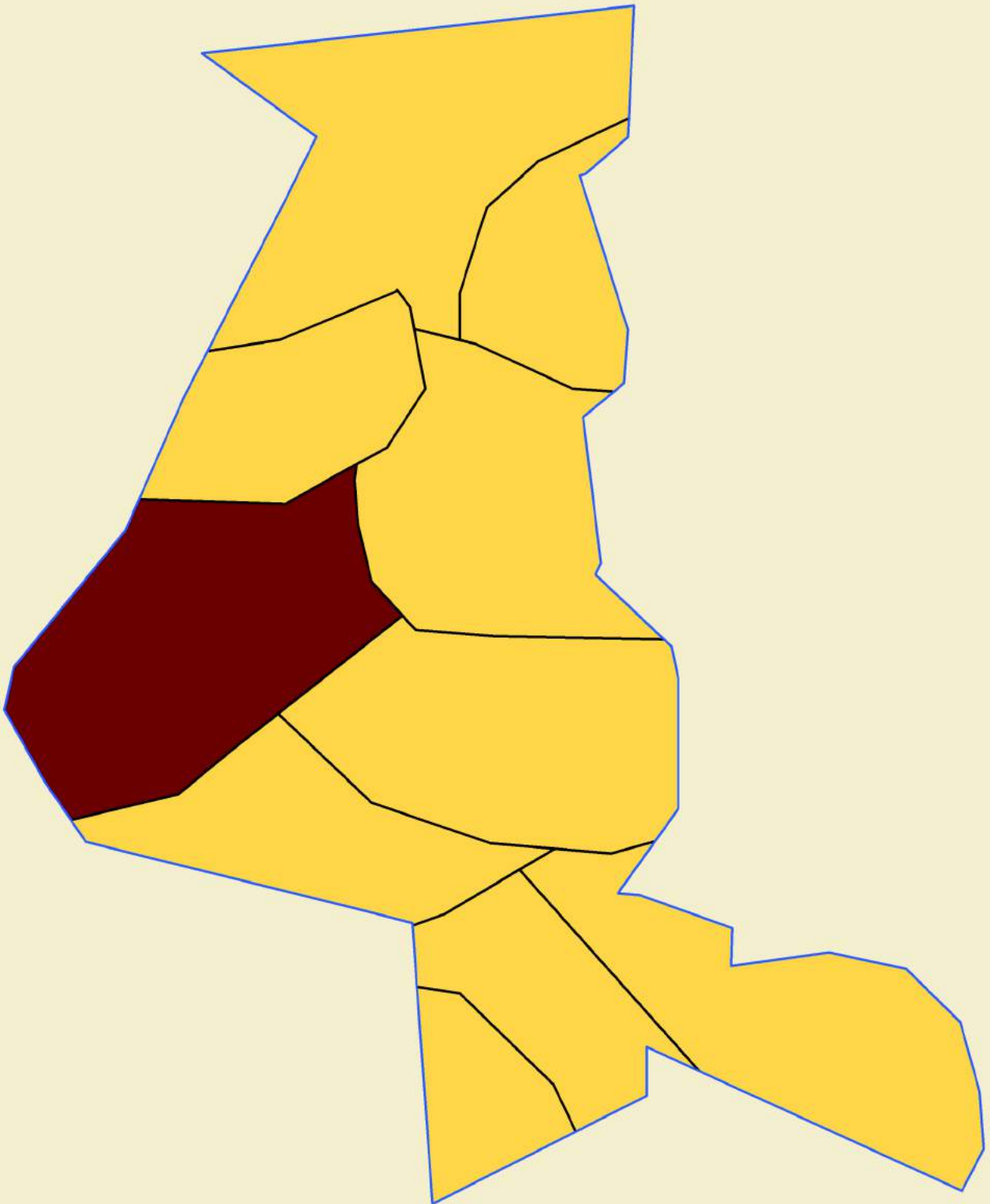


Maharashtra

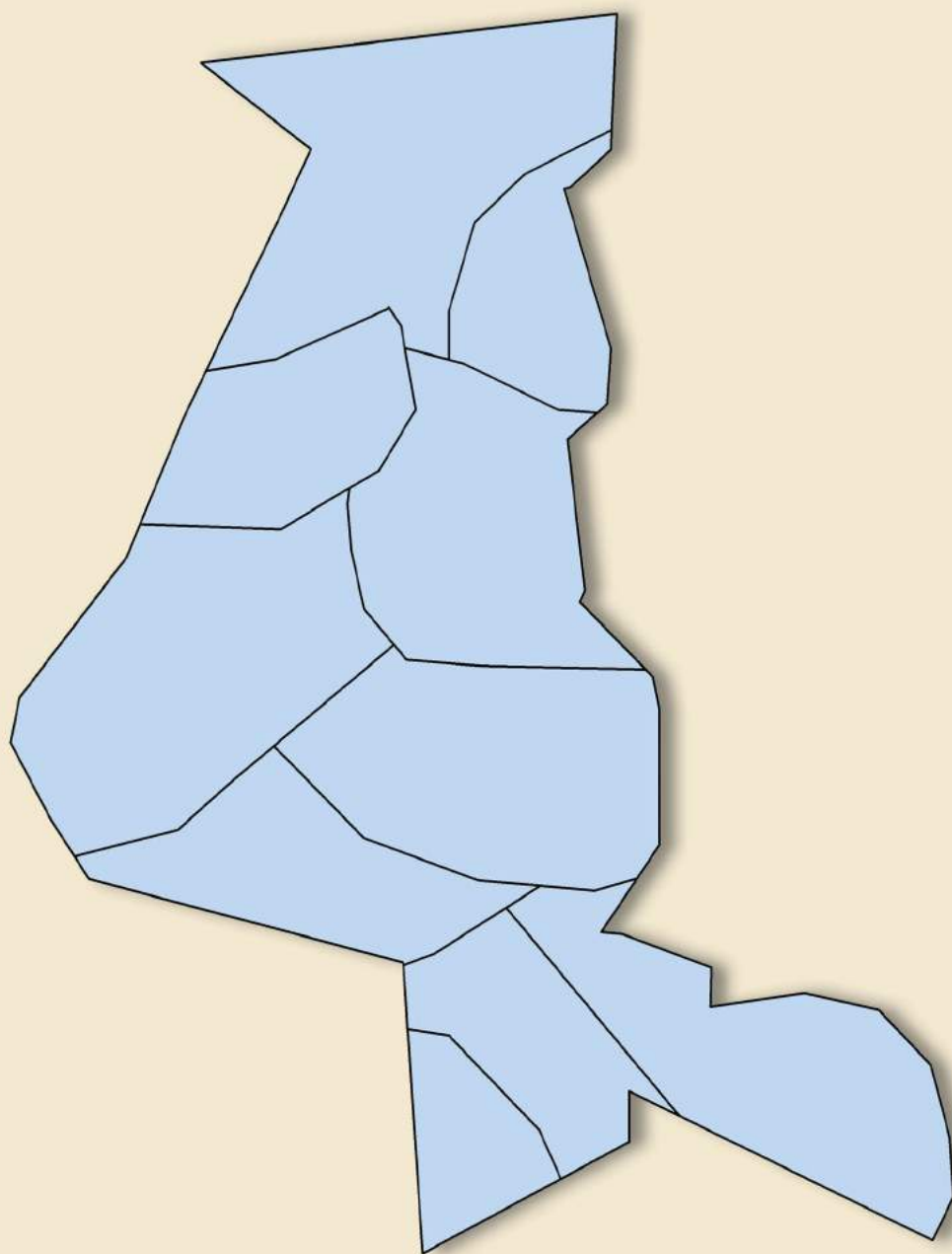
Assembly FactbookTM

Kothrud Assembly Constituency



Key Electoral Data of Kothrud Assembly Constituency (Vidhan Sabha)
(2009-2018)

Maharashtra
Assembly Factbook™
Kothrud Assembly Constituency



Kothrud Vidhan Sabha

Editor & Director

Dr. R.K. Thukral

Research Editor

Dr. Shafeeq Rahman

**Compiled, Researched and Published by
Datanet India Pvt. Ltd.**

D-100, 1st Floor,

Okhla Industrial Area, Phase-I,

New Delhi- 110020.

Ph.: 91-11- 43580781, 26810964-65-66

Email : support@datanetindia-ebooks.com

Website : www.electionsinindia.com

Online Book Store :

www.datanetindia-ebooks.com

Report No. : AFB/MH-210-0118

ISBN : 978-93-5293-265-8

First Edition : January, 2018

Third Updated Edition : June, 2019

Price : Rs. 11500/-

US\$ 310

© **Datanet India Pvt. Ltd.**

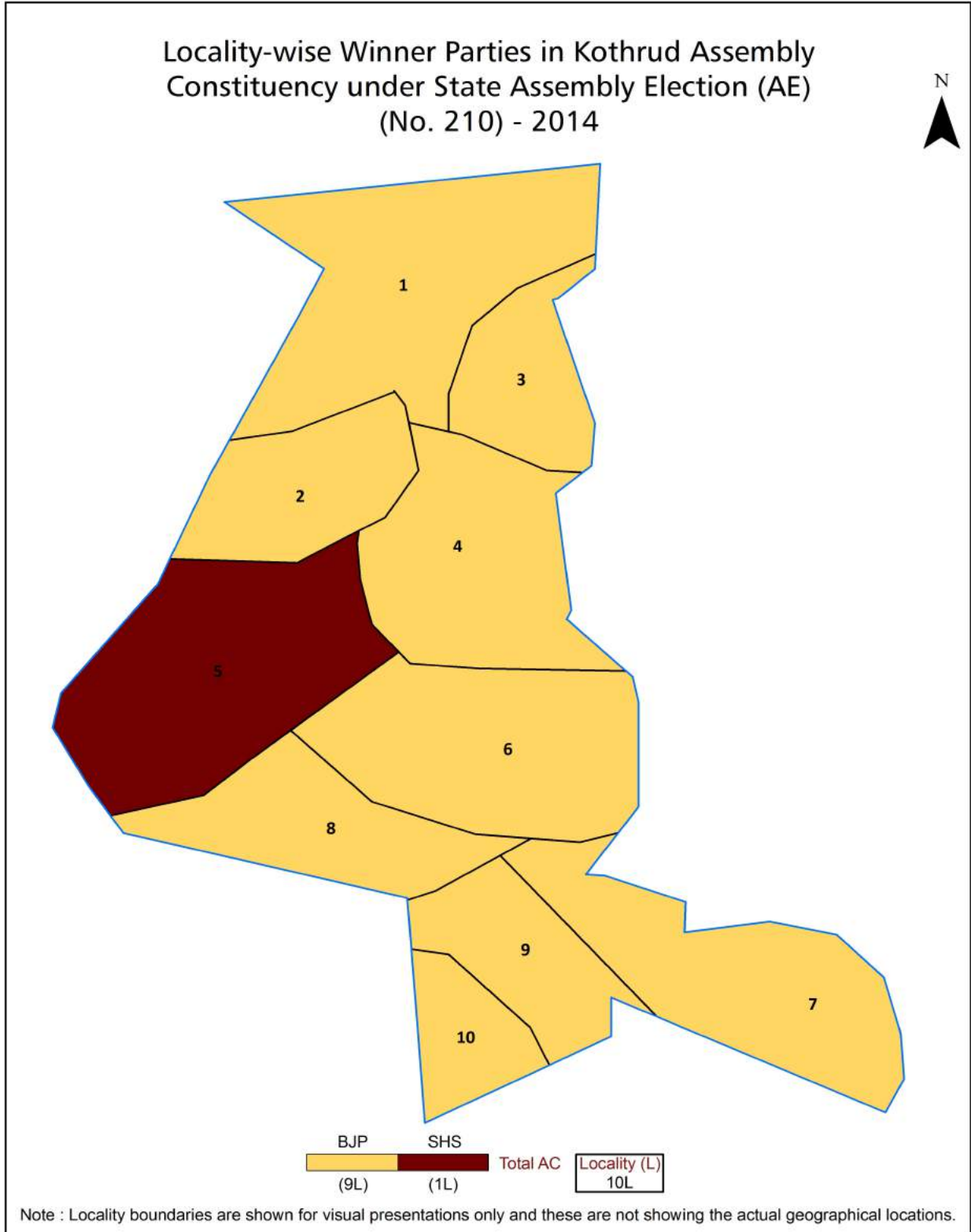
All rights reserved. No part of this book may be reproduced, stored in a retrieval system or transmitted in any form or by any means, mechanical photocopying, photographing, scanning, recording or otherwise without the prior written permission of the publisher. Please refer to Disclaimer at page no. 131 for the use of this publication.

Printed in India

Contents

No.	Particulars	Page No.
	Introduction	
1	Assembly Constituency - (Vidhan Sabha) at a Glance Features of Assembly as per Delimitation Commission of India (2008)	1-2
	Location and Political Maps	
2	Location Map Boundaries of Assembly Constituency - (Vidhan Sabha) in District Boundaries of Assembly Constituency under Parliamentary Constituency - (Lok Sabha) Locality-wise Winner Parties- 2014-PE and 2014-AE	3-8
	Administrative Setup	
3	District Sub-district Towns Villages Inhabited Villages Uninhabited Villages Village Panchayat Intermediate Panchayat	9
	Demographics	
4	Population Households Rural/Urban Population Sex Ratio (Total & 0-6 Years) Religious Population Social Population Literacy Rate	10
	Electoral Features	
5	Important Dates of Last Elections Held Electors by Gender Service Electors Voters Voters Turnout Polling Stations & Average Number of Electors per Polling Station Electors by Age Group Present Elected Representatives	11-16
	Historical Summary Election Results	
6	Vote Share of Major Parties Winning Margin (Number & Percentage) Polarity of Parties Summary Result of Assembly Segment of Parliamentary Elections 2014 and 2009 Summary Result of Assembly Elections 2014 and 2009	17-24
	Polling Station Level Election Results	
7	Name and Number of Polling Station 2014-PE and 2014-AE Polling Station-wise Electors, Voters & Voters Turnout 2014-PE and 2014-AE Polling Station wise Elections Results 2014-PE and 2014-AE	25-124
	Share of Assembly Constituency	
8	Share of Assembly Constituency - (Vidhan Sabha) in State, District and Parliamentary Constituency - (Lok Sabha)	125
9	Abbreviation & Sources	128-129
10	Disclaimer	131

Location & Political Map

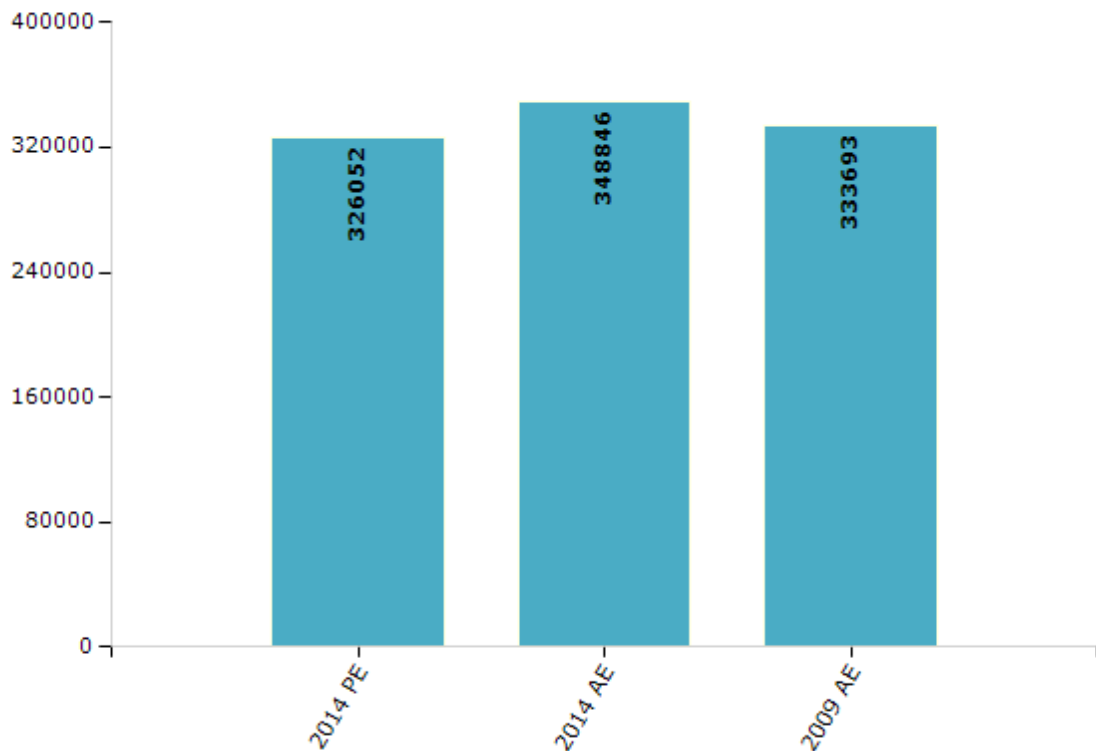


Electoral Features

Electors by Male & Female

Year	Male	Female	Others	Total	Year	Male	Female	Others	Total
2014 PE	170667	155385	0	326052	1995 AE	-	-	-	-
2014 AE	181834	167012	0	348846	1990 AE	-	-	-	-
2009 PE	-	-	-	-	1985 AE	-	-	-	-
2009 AE	173603	160090	-	333693	1980 AE	-	-	-	-
2004 PE	-	-	-	-	1978 AE	-	-	-	-
2004 AE	-	-	-	-	1972 AE	-	-	-	-
1999 PE	-	-	-	-	1967 AE	-	-	-	-
1999 AE	-	-	-	-	1962 AE	-	-	-	-

Number of Electors



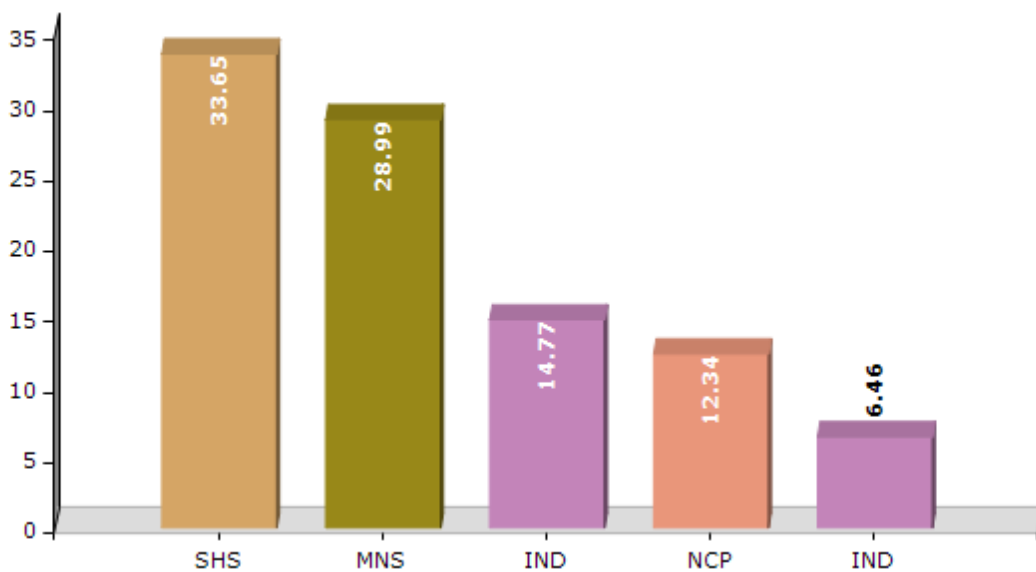
Note : AE : Assembly Election, PE : Assembly Segment of Parliamentary Election

Historical Summary Election Results

Summary Result of Assembly Election - 2009

Candidate Name	Party	Votes	Votes %
Chandrakant Balbhim Mokate	SHS	52055	33.65
Adv. Kishor Nana Shinde	MNS	44843	28.99
Deepak Mankar	IND	22853	14.77
Anna Joshi	NCP	19095	12.34
Ujawal Keskar	IND	10000	6.46
Raju Shitaram Sanke	BSP	1518	0.98
Dr. Yashraj Hiran Parkhi	IND	794	0.51
Jayawant Mahadev Dahibhate	IND	705	0.46
Himani Savarkar	ABHM	684	0.44
Sunil Gulabrao Choudhari	IND	672	0.43
Vijay Ramesh Bodekar	RSPS	453	0.29
Pallavi Mohan Harshe	PRCP	410	0.27
Baladhe Deepak Baban	IND	239	0.15
Manohar Chandrabhan Borkar	IND	198	0.13
Abhangrao Hemant Bhagwat	IND	182	0.12

Votes Percentage of Top Parties - 2009



Polling Station Level Election Results

Number and Name of Polling Stations (PS) (2014 AE)

Number of Polling Stations	Name of Polling Stations	Number of Polling Stations	Name of Polling Stations
1	M. N. Pa. School Balevadi Room No. 1	13	The Orchid School Baner Room No. 7
1A	M. N. Pa. School Balevadi Room No. 1	13A	The Orchid School Baner Room No. 7
2	M. N. Pa. School Balevadi Room No. 1	14	K. Sopanrao Baburao Katke Primary School 151 B Baner Pune Room No. 1
3	Kai. Baburav Genuji Balwadkar, Pmc School No.152, Balewadi, Room No. 3	14A	K. Sopanrao Baburao Katke Primary School 151 B Baner Pune Room No. 1
4	M. N. Pa. School Balevadi Room No. 2	15	K. Sopanrao Baburao Katke Primary School 151 B Baner Pune Room No. 2
4A	M. N. Pa. School Balevadi Room No. 2	16	K. Sopanrao Baburao Katke Primary School 151 B Baner Pune Room No. 2
5	M. N. Pa. School Balevadi Room No. 2	17	K. Sopanrao Baburao Katke Primary School 151 B Baner Pune Room No. 4
5A	M. N. Pa. School Balevadi Room No. 2	18	K. Sopanrao Baburao Katke Primary School 151 B Baner Pune Room No. 5
6	Kai. Baburav Genuji Balwadkar, Pmc School No. 152, Balewadi, Room No.6	19	K. Sopanrao Baburao Katke Primary School 151 B Baner Pune Old Building Room No. 6
6A	Kai. Baburav Genuji Balwadkar, Pmc School No. 152, Balewadi, Room No.6	20	K. Sopanrao Baburao Katke Primary School 151 B Baner Pune Old Building Room No. 7
7	The Orchid School Baner Room No. 1	21	Late.Sopanrao Baburao Katake Primary School 151 B Baner Pune Old Building Room No.8
7A	The Orchid School Baner Room No. 1	21A	Late.Sopanrao Baburao Katake Primary School 151 B Baner Pune Old Building Room No.8
8	The Orchid School Baner Room No. 2	22	Late.Sopanrao Baburao Katake Primary School 151 B Baner Pune Old Building Room No.9
8A	The Orchid School Baner Room No. 2	22A	Late.Sopanrao Baburao Katake Primary School 151 B Baner Pune Old Building Room No.9
9	The Orchid School Baner Room No. 3	23	Abhinav Media Institute Of Education Murkute Vasti Main Building Room No. 3
9A	The Orchid School Baner Room No. 3	23A	Abhinav Media Institute Of Education Murkute Vasti Main Building Room No. 3
10	The Orchid School Baner Room No. 4	24	Abhinav Media Institute Of Education Murkute Vasti Old Building Room No. 1
10A	The Orchid School Baner Room No. 4	25	Abhinav Media Institute Of Education Murkute Vasti Old Building Room No.2
11	The Orchid School Baner Room No. 3	25A	Abhinav Media Institute Of Education Murkute Vasti Old Building Room No.2
11A	The Orchid School Baner Room No. 3	26	Sindhuvidya Bhawan Primary & Secondary English Medium School Sindh Society Aundh Right Side Room No. 1
12	The Orchid School Baner Room No. 3	26A	Sindhuvidya Bhawan Primary & Secondary English Medium School Sindh Society Aundh Right Side Room No. 1

Contd....

Polling Station Level Election Results

Polling Station-wise Votes Secured by Overall Top Five Parties in Kothrud Assembly in Assembly Election (AE) under Pune Parliamentary Constituency in Maharashtra (2014)

Number of Polling Station	Winner - Kulkarni Medha Vishram (BJP)	Runner-up - Chandrakant Balbhim Mokate (SHS)	3rd - Baburao Datto Chandere (NCP)	4th - Adv. Kishor Nana Shinde (MNS)	5th - Umesh Namdev Kandhare (INC)	NOTA	Other	Total Votes Secured
23	257	63	139	36	29	4	3	531
23A	383	139	297	73	29	12	8	941
24	205	71	327	32	19	7	5	666
25	145	48	278	32	9	2	10	524
25A	180	60	274	19	8	5	10	556
26	262	22	15	2	22	2	4	329
26A	161	14	48	5	9	7	5	249
27	260	24	33	4	14	7	2	344
28	180	13	41	7	12	4	1	258
29	115	11	18	3	7	1	0	155
30	408	20	18	9	19	8	1	483
31	178	122	92	36	22	2	4	456
32	200	108	151	43	26	8	6	542
33	353	149	166	56	35	6	11	776
34	298	78	340	74	67	15	54	926
35	262	52	49	30	22	3	19	437
36	163	89	71	37	28	5	5	398
37	262	133	69	27	14	10	7	522
37A	376	106	67	27	14	3	9	602
38	193	89	93	14	23	4	5	421
38A	320	51	34	13	19	12	5	454
39	84	61	185	22	17	5	9	383
40	340	45	28	14	11	9	2	449
41	322	35	52	6	15	10	1	441
41A	289	27	33	14	12	7	4	386
42	328	38	31	16	20	4	5	442
42A	452	44	33	29	37	0	0	595
43	312	98	81	23	23	7	4	548
43A	318	31	24	26	12	4	4	419
44	267	40	40	19	16	4	8	394
45	395	62	37	27	16	12	3	552
46	311	35	37	8	22	6	4	423
46A	317	53	32	23	21	6	2	454
47	218	133	286	105	52	7	33	834
48	181	68	128	57	51	3	12	500

Contd....

Polling Station Level Election Results

Winner, Runner-up and 3rd Party Position & Winning Margin According to Polling Stations in Kothrud Assembly in Assembly Election (AE) under Pune Parliamentary Constituency in Maharashtra (2014)

Polling Station Number	Winner Party	Winner Votes (%)	Runner-up Party	Runner-up Votes (%)	Winning Margin Votes (%)	Third Party	Third Party Votes (%)	Other Votes (%)
48A	BJP	200 (51.02)	SHS	69 (17.6)	131 (33.42)	NCP	57 (14.54)	66 (16.84)
49	NCP	314 (56.27)	BJP	103 (18.46)	211 (37.81)	INC	49 (8.78)	92 (16.49)
50	BJP	147 (47.88)	MNS	41 (13.36)	106 (34.52)	SHS	40 (13.03)	79 (25.73)
51	BJP	185 (43.02)	NCP	106 (24.65)	79 (18.37)	INC	67 (15.58)	72 (16.74)
52	NCP	84 (41.79)	BJP	54 (26.87)	30 (14.92)	SHS	27 (13.43)	36 (17.91)
53	BJP	190 (53.98)	NCP	61 (17.33)	129 (36.65)	SHS	35 (9.94)	66 (18.75)
54	BJP	313 (61.01)	NCP	75 (14.62)	238 (46.39)	SHS	65 (12.67)	60 (11.7)
55	BJP	350 (61.84)	NCP	61 (10.78)	289 (51.06)	SHS	54 (9.54)	101 (17.84)
56	BJP	406 (66.78)	SHS	55 (9.05)	351 (57.73)	NCP	44 (7.24)	103 (16.94)
57	BJP	239 (66.76)	NCP	39 (10.89)	200 (55.87)	SHS	25 (6.98)	55 (15.36)
57A	BJP	221 (64.06)	SHS	42 (12.17)	179 (51.89)	INC	25 (7.25)	57 (16.52)
58	BJP	248 (34.16)	SHS	222 (30.58)	26 (3.58)	NCP	148 (20.39)	108 (14.88)
59	BJP	191 (31.52)	NCP	154 (25.41)	37 (6.11)	SHS	137 (22.61)	124 (20.46)
60	BJP	294 (43.95)	SHS	142 (21.23)	152 (22.72)	NCP	120 (17.94)	113 (16.89)
61	BJP	305 (57.55)	NCP	99 (18.68)	206 (38.87)	SHS	67 (12.64)	59 (11.13)
62	BJP	241 (37.42)	NCP	171 (26.55)	70 (10.87)	SHS	137 (21.27)	95 (14.75)
63	BJP	313 (35.41)	NCP	243 (27.49)	70 (7.92)	SHS	221 (25)	107 (12.1)
64	BJP	184 (33.76)	NCP	154 (28.26)	30 (5.5)	SHS	132 (24.22)	75 (13.76)
65	SHS	273 (37.4)	NCP	225 (30.82)	48 (6.58)	BJP	148 (20.27)	84 (11.51)
66	SHS	152 (27.49)	NCP	151 (27.31)	1 (0.18)	BJP	149 (26.94)	101 (18.26)
67	SHS	272 (39.94)	NCP	158 (23.2)	114 (16.74)	BJP	152 (22.32)	99 (14.54)
68	SHS	240 (39.28)	NCP	152 (24.88)	88 (14.4)	BJP	111 (18.17)	108 (17.68)
69	BJP	115 (63.54)	NCP	30 (16.57)	85 (46.97)	SHS	14 (7.73)	22 (12.15)
70	BJP	337 (62.52)	NCP	89 (16.51)	248 (46.01)	SHS	48 (8.91)	65 (12.06)
71	BJP	333 (47.5)	NCP	165 (23.54)	168 (23.96)	SHS	94 (13.41)	109 (15.55)
72	BJP	483 (80.9)	SHS	50 (8.38)	433 (72.52)	MNS	34 (5.7)	30 (5.03)
73	SHS	178 (34.9)	NCP	137 (26.86)	41 (8.04)	BJP	96 (18.82)	99 (19.41)
74	BJP	288 (45.21)	SHS	116 (18.21)	172 (27)	NCP	105 (16.48)	128 (20.09)
75	NCP	193 (32.94)	BJP	153 (26.11)	40 (6.83)	SHS	133 (22.7)	107 (18.26)
76	NCP	193 (32.88)	BJP	128 (21.81)	65 (11.07)	SHS	126 (21.47)	140 (23.85)
77	BJP	147 (30.06)	NCP	121 (24.74)	26 (5.32)	SHS	110 (22.49)	111 (22.7)
78	BJP	111 (30.66)	NCP	104 (28.73)	7 (1.93)	SHS	76 (20.99)	71 (19.61)
79	BJP	192 (39.59)	MNS	99 (20.41)	93 (19.18)	SHS	96 (19.79)	98 (20.21)
80	BJP	328 (68.91)	SHS	51 (10.71)	277 (58.2)	MNS	47 (9.87)	50 (10.5)
81	BJP	282 (62.67)	SHS	59 (13.11)	223 (49.56)	NCP	44 (9.78)	65 (14.44)

Contd....

DISCLAIMER

The Terms of Use and Disclaimer of Datanet India Private Limited (hereinafter referred to as "Datanet") for use of this analysis report of **Kothrud Assembly Constituency (Kothrud Vidhan Sabha) :-**

1. **Assembly Factbook™** is a Registered Trade Mark owned by Datanet.
2. All the maps are sketched and graphical representation only and have not been drawn to the scale and also not to represent the actual geographical area or boundary of the unit.
3. The data for the aforesaid analysis is based on authentic sources and has been culled from the various publications of Census, CSO and NSSO for district and block level data, various central and state government departments, Central & State Elections Commissions and the concerned Returning Officers' releases, Electoral Polls, Election results and allied publications, internal assessment, surveys, estimates and analysis. Therefore, certain adjustment of data at micro level may have been done to arrive closer to the macro data.
4. Data have been provided on an "As Is" and "As AVAILABLE" basis
5. The colours shown in the maps or diagram and charts of a particular party, alliance or AC are indicative and do not represent them.
6. This publication which includes maps, sheets, graphs and data would be the property under copyright of Datanet only. The user may use these for its internal study, analysis and research purposes. It's public display, re-selling or any commercial uses by the user are not allowed.
7. Datanet has taken due care and caution in compilation and processing of data and allied information, but does not guarantee the accuracy, adequacy or completeness of any information/analysis and will be not responsible for any errors or omissions or for the results obtained from the use of such information/analysis.
8. All the contents for the publication have been culled from various authentic sources and Datanet reasonably believes such sources to be reliable, but does not make any representations, express or implied as to the accuracy or fitness of use of such information. The information or contents of the information/analysis do not constitute advice and should not be relied upon in making (or refraining from making) any decision. Any reliance placed upon the information provided by Datanet is the sole responsibility and strictly at the user's risk.
9. In no event will Datanet be liable for any damages (including, without limitation, damages for loss of business projects, or loss of profits) arising in contract, tort or otherwise from the use of or inability to use any of its contents, or from any action taken (or refrained from being taken) as a result of using the analysis or any of its contents. Datanet its directors, owners, editors, officials, employees, distributor and agents or any associate will not be liable for any errors in the information contained or any consequences arising from the use of the contents of the provided information/analysis.
10. If any provision of these terms and conditions is held invalid or illegal or unenforceable for any reason by any court of competent jurisdiction, such provision shall be severed and the remainder of provisions of the terms and conditions shall continue in full force and effect as if the Term of Use had been executed with the invalid, illegal or unenforceable provision eliminated.
11. If there are any discrepancies in the information provided, please bring it to attention of Datanet for suitable rectification measures.

**Buy Online This Complete Book At
Datanet India eBooks Store**

www.datanetindia-ebooks.com

or go directly at

[http://www.datanetindia-
ebooks.com/Assembly_factbook/Maharashtra/Pune/ Kothrud](http://www.datanetindia-ebooks.com/Assembly_factbook/Maharashtra/Pune/Kothrud)

Elections*in***India**.com
THE ESSENCE OF INDIAN DEMOCRACY

